

Name : \_\_\_\_\_

Roll No. \_\_\_\_\_



## ST. FROEBEL SENIOR SECONDARY SCHOOL

A-3 BLOCK, PASCHIM VIHAR, NEW DELHI-110063

**Holidays Homework: 2017-18**

**CLASS – III**

**Dear Parents**

1. Help your ward to improve his/her handwriting.
2. Give your ward practice of reading daily without any fail.
3. Holidays Home work should be done in a separate (neatly covered & labelled) 3 in 1 note book.
4. Grades will be given for holidays home work. Child's creativity and involvement will be appreciated.
5. Converse with your ward in English.
6. Use pastel sheets & poster colours to make beautiful charts.
7. Models should be made on thick thermocol or hard cardboard sheets.
8. Market made models and charts will not be assessed and displayed in the Project Exhibition.
9. Write your ward's name, class, section & roll no. on charts, models, flash cards properly and submit it according to the dates given below:


English and Computer	-	10 <sup>th</sup> July, 2017 (Monday)
Hindi	-	11 <sup>th</sup> July, 2017 (Tuesday)
Maths	-	12 <sup>th</sup> July, 2017 (Wednesday)
Science and S.St.	-	13 <sup>th</sup> July, 2017 (Thursday)
E.E, G.K and Art and Craft	-	14 <sup>th</sup> July, 2017 (Friday)

## ENGLISH

- 1) Learn a poem for English Poem Recitation Competition to be held on 11.07.2017.
- 2) Topic :- Healthy Food or Kitchen Garden.

### Creative Corner

1. Prepare hangings on Nouns. Choose a thing, place, animal etc. You may draw or paste picture and state its kind as shown in the picture below. (Roll no. 1 to 6)



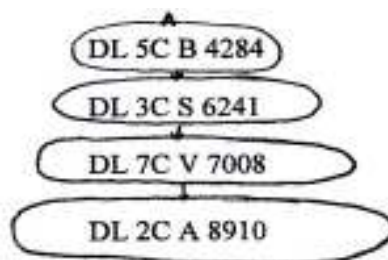
2. Write any one poem written by Ruskin Bond on A-3 sheet and decorate it beautifully. On a different sheet, write the rhyming words from the poem. Keep them in a handmade sheet folder. (Roll no. 7 to 12)

## MATHEMATICS

1. Revise all the work done in class.
2. Learn tables 2 to 12.

### Creative Corner

1. Make a model of wall clock and represent the numbers in Roman numerals (I-XII). (Roll no. 13 to 18)
2. Write any 5 vehicle numbers and arrange them in ascending order using the last four digits only. Use innovative ideas to depict them in a model.  
Hint- DL 5C B 4284 [Depict the complete number on the model] (Roll no. 19 to 24)



## SCIENCE

1. Revise all the work done in class.

### Creative Corner

- (i) Write the benefits of kitchen garden on an A-3 sheet and decorate it with related pictures. (Roll no. 1 to 6)

- (ii) Paste the picture of any vegetable on an A-3 size sheet and write the name by which it is known as in Japan and U.K. (Roll no. 7 to 12)

## SOCIAL STUDIES

1. Revise thoroughly Ch-1 and Ch-2 from book and notebook for **Unit Test** to be held on **6.07.2017**.

\* **Kindly Note the dates of Class Tests to be held after vacation-**

3.7.17 - Ch-1, Ch-2 (Define)

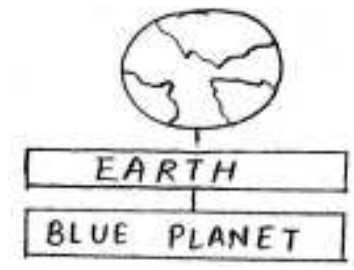
4.7.17 - Ch-1, Ch-2 (Q-Ans-both long and short)

5.7.17 - Ch-1, Ch-2 (Oral Test)

### Creative Corner

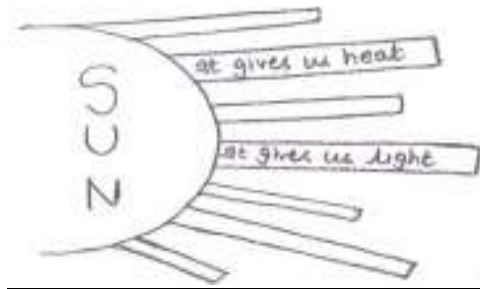
1. Prepare a wall hanging showing a planet with its real and nick name.

(Roll no. 13 to 18)



2. Make a beautiful cut-out of sun and write few lines about its importance.

(Roll no. 19 to 24)



### G.K.

1. Learn the work done in the G.K. Book.
2. Do page 5 and 10 in book.

## ENVIRONMENTAL EDUCATION

### Creative Corner

1. Prepare two face masks of the Herbivore, Carnivore or Omnivore. Choose any of the following categories: (Roll no. 25 to 28)
  - a) Herbivore, Carnivore
  - b) Carnivore, Omnivore
  - c) Herbivore, Omnivore
  - d) Omnivore, Carnivore

2. Prepare a Utility Box with a lid using waste material.

(Roll no. 29 to 37)

### COMPUTER

- 1) Prepare a colourful collage on an A-3 size sheet on topic - **Parts of Computer** and also name them.
- 2) Revise Ch-1.

### ART & CRAFT

- 1) Do Pages -16, 23, 28, 34 and 37.
- 2) Prepare the 3D object using the link:  
<https://youtu.be/fTHDCO87KLU>

### हिंदी

- ① ग्रीष्मावकाश में जहाँ घूमने जाएँ उस स्थान के बारे में पाँच वाक्य लिखिए और चित्र चिपकाइए। (A-3 sheet)  
(Roll No- 25 to 28)
- ② गरमी को दूर भगाने के लिए हम कई चीजों का प्रयोग करते हैं जैसे:- (शीतल पेय, कूलर, आइसक्रीम, फल) उन सबके चित्रों को पुरानी पत्रिकाओं से ढूँढिए और क्लॉज बनाइए।  
(A-3 sheet)  
(Roll No - 29 to 37)
- ③ पाठ- साहसी स्वाति याद करिए।
- ④ 'उमंग सुलेख माला' में पृष्ठ 1 से 10 तक करिए।