



ST. FROEBEL SENIOR SECONDARY SCHOOL
A-3 BLOCK, PASCHIM VIHAR, NEW DELHI-110063

SYLLABUS: 2017 - 18

CLASS – Pre-School

ENGLISH

MONTH	CONTENTS	OBJECTIVES	METHODOLOGY & RELATED ACTIVITIES
APRIL & MAY	1. Oral recognition of Capital & small letters – L l , T t , li 2. Patterns — / \ 3. Writing skills Formation of letters L, T, l	1. To enable the children to relate letters with their sounds. 2. To acquaint the children with pattern writing. 3. Recognition & formation of letters.	1. Use of Flashcards, picture pasting, modules on Educomp SMART Board, A/V etc. 2. Use of slate boards & teaching aids. 3. Tracing & writing of letters in notebook.
JULY	1. Oral recognition of Capital & small letters – F f , E e , H h , A a 2. Formation of letters F, E, H, A	1. To enable the children to relate letters with their sounds. 2. Recognition & formation of letters.	1. Use of Flashcards, picture pasting, modules on Educomp SMART Board, A/V etc. 2. Tracing & writing of letters in notebook.
AUGUST	1. Oral recognition of Capital & small letters – Dd, Bb, Cc, Gg 2. Formation of letters D, B, C, G 3. Dictation	1. To enable the children to relate letters with their sounds. 2. Formation of letters using patterns 3. To enhance thinking power of children	1. Use of Flashcards, picture pasting, modules on Educomp SMART Board, A/V etc. 2. Tracing & writing of letters in slate boards. 3. Work done in notebooks & worksheets.

SEPTEMBER	<ol style="list-style-type: none"> 1. Oral recognition of Capital & small letters – Jj, K k, Mm, Nn. 2. Formation of letters J, K, M, N 3. Sequence writing A to N. 4. Dictation 	<ol style="list-style-type: none"> 1. To enable the children to relate letters with their sounds. 2. Formation of letters using patterns 3. To enhance thinking power of children 	<ol style="list-style-type: none"> 1. Use of Flashcards, picture pasting, modules on Educomp SMART Board, A/V etc. 2. Tracing & writing of letters in slate boards. 3. Work done in notebooks & worksheets.
OCTOBER	<ol style="list-style-type: none"> 1. Oral recognition of Capital & small letters – O o, Q q, P p 2. Formation of letters O, Q, P and small letter patterns 3. Sequence writing A to P. 4. Dictation 	<ol style="list-style-type: none"> 1. To enable the children to relate letters with their sounds. 2. Formation of letters using CURVES & patterns 3. Recognition of capital & small letters. 	<ol style="list-style-type: none"> 1. Use of Flashcards, picture pasting, modules on Educomp SMART Board, A/V etc. 2. Tracing & writing of letters in slate boards. 3. Work done in notebooks & worksheets.
NOVEMBER	<ol style="list-style-type: none"> 1. Oral recognition of Capital & small letters – R r, Ss, U u, Vv 2. Formation of letters R, S, U, V 3. Sequence writing A to V. 4. Dictation 5. Formation of cursive letters – R, S, U, V, c , a 	<ol style="list-style-type: none"> 1. To enable the children to relate letters with their sounds. 2. Formation of letters using curves & patterns 3. To enhance thinking power of children. 	<ol style="list-style-type: none"> 1. Use of Flashcards, picture pasting, modules on Educomp SMART Board, A/V etc. 2. Tracing & writing of letters in slate boards. 3. Work done in notebooks & worksheets.
DECEMBER	<ol style="list-style-type: none"> 1. Oral recognition of Capital & small letters – Ww, Xx, Yy, Zz. 	<ol style="list-style-type: none"> 1. To enable the children to relate letters with their sounds. 2. Formation of letters using 	<ol style="list-style-type: none"> 1. Use of Flashcards, picture pasting, modules on Educomp SMART Board, A/V etc. 2. Tracing & writing of letters in slate boards.



	2. Formation of letters W, X, Y, Z 3. Sequence writing A to Z. 4. Dictation 5. Formation of small letters – d, e, f	patterns	3. Work done in notebooks & worksheets.
JANUARY	1. Formation of letters a to m 2. Recapitulation of capital & small letters done so far. 3. Sequence writing A to Z. 4. Dictation	1. Association of visuals with sounds of letters.	1. Use Flashcards and teaching aids. 2. Practice of letters in notebooks.
FEBRUARY & MARCH	Recapitulation of the whole syllabus		

ENGLISH AND HINDI RHYMES			
APRIL & MAY	1. My Body Parts	2. तपतो गमो	3. जक फड
JULY	1. Fruits	2. Vegetables	3. पड
AUGUST	1. National Flag	2. Peacock	3. रक्षाबधन
SEPTEMBER	1. Old McDonald	2. चिडिया	
OCTOBER	1. We are Helpers	2. हम माटर चलाना जानत ह	

NOVEMBER	1. दोवाली
DECEMBER	1. Five Little Lady Birds 2. Jingle Bell 3. Colour Song
JANUARY	1. Finger Family Song 2. एक सप्ताह क दिन ह सात
FEBRUARY and MARCH	Recapitulation of the whole syllabus
हिन्दी वर्णमाला की पहचान	
APRIL & MAY	स्वर: अ, आ, इ, ई
JULY	स्वर: उ, ऊ, ए, ऐ
AUGUST	स्वर: ओ, औ, अं, अः
SEPTEMBER	स्वर: अ से अः तक व्यंजन: क से च तक
OCTOBER	स्वर: अ से अः तक व्यंजन: छ से ठ तक
NOVEMBER	स्वर: अ से अः तक व्यंजन: क से द तक
DECEMBER	स्वर: अ से अः तक व्यंजन: ध से भ तक



JANUARY	स्वर: अ से अ: तक व्यंजन: म से श तक
FEBRUARY	व्यंजन: क से ह तक
MARCH	पूरे पाठ्यकम् की पुनरावृत्ति करवाई जाएगी

MATHS

MONTH	CONTENTS	OBJECTIVES	METHODOLOGY & RELATED ACTIVITIES
APRIL & MAY	1. Pre – Number Concepts 2. Oral Counting 1 to 10 Recognition of Numbers (1 – 5) 4. Shapes  	1. Tall / Short Heavy / light Fat / Thin Big / Small 2. Eye Hand Coordination 3. Recognition of numbers 4. Observing, discriminating & categorizing the objects around them. 5. To develop writing skills	1. Use of Flashcards, picture pasting, modules on Educomp SMART Board, A/V etc. 2. Stringing beads sorting. 3. Walking on Number Line. 4. Number rhymes. 5. Formation of numbers will be done in notebook.
JULY	1. Oral Counting 1 to 20 2. Writing skills: formation of numbers – 1to 5 3. Recapitulation of previous shapes	1. Recognition of numbers 2. To develop their intellectual, writing & counting skills. 3. Observing, discriminating & categorizing the objects around them.	1. Use of Flashcards, picture pasting, modules on Educomp SMART Board, A/V etc. 2. Formation of numbers will be done in notebooks.
AUGUST	1. Oral Counting 1 to 25	1. Recognition of numbers	1. Use of Flashcards, picture pasting, modules on



	<p>2. Shapes – <input type="text"/></p> <p>3. Writing skills:</p> <ul style="list-style-type: none"> • Sequence counting • Count & match • Missing numbers • Circle the correct no. • Count & Write • Dictation • What comes after & between 	<p>2. To develop their intellectual, writing & counting skills.</p> <p>3. Observing, discriminating & categorizing the objects around them.</p>	<p>Educomp SMART Board, A/V etc.</p> <p>2. Learning and counting the objects through spindle box.</p> <p>3. Formation of numbers will be done in notebooks.</p>
SEPTEMBER	<p>1. Oral Counting 1 to 30</p> <p>2. Writing skills: formation of numbers – 6 to 10</p>	<p>1. Recognition of numbers</p> <p>2. To develop their intellectual, writing & counting skills.</p> <p>3. Observing, discriminating & categorizing the objects around them.</p>	<p>1. Use of Flashcards, picture pasting, modules on Educomp SMART Board, A/V etc.</p> <p>2. Learning and counting the objects through spindle box.</p> <p>3. Formation of numbers will be done in notebooks.</p>
OCTOBER	<p>1. Oral Counting 1 to 35</p> <p>2. Writing skills:</p> <ul style="list-style-type: none"> • Sequence counting • Count & match • Missing numbers • Circle the correct no. • Count & Write • Dictation • What comes after & 	<p>1. Recognition of numbers</p> <p>2. To develop their intellectual, writing & counting skills.</p> <p>3. Observing, discriminating & categorizing the objects around them.</p>	<p>1. Use of Flashcards, picture pasting, modules on Educomp SMART Board, A/V etc.</p> <p>2. Formation of numbers will be done in notebook.</p>

	between		
NOVEMBER	<ol style="list-style-type: none"> 1. Oral Counting 1 to 40 2. Pre – numbers concepts 3. Writing Skills: Formation of numbers 11 to 15 	<ol style="list-style-type: none"> 1.Up/down 2.In / out 3.Recognition of numbers 4. To develop their intellectual, writing & counting skills. 5. Observing, discriminating & categorizing the objects around them. 	<ol style="list-style-type: none"> 1. Use of Flashcards, picture pasting, modules on Educomp SMART Board, A/V etc. 2. Work related to the concepts will be done in notebook & work sheets.
DECEMBER	<ol style="list-style-type: none"> 1. Oral Counting 1 to 45 2. Writing skills: formation of numbers – 16, 17, 18 <ul style="list-style-type: none"> • Count & Match • Circle the correct number • Sequence counting 1 to 15 • Count & write (1 to 15) • What comes after? • What comes between • Dictation (1 to 15) 3. Shapes – ,  	<ol style="list-style-type: none"> 1. Recognition of numbers 2. To develop their logical & analytical thinking 	<ol style="list-style-type: none"> 1. Use of Flashcards, picture pasting, modules on Educomp SMART Board, A/V etc. 2. Work related to the concepts will be done in notebook and work sheets

JANUARY	1. Oral Counting 1 to 50 2. Writing skills: formation of numbers – 19, 20 <ul style="list-style-type: none"> • Count & Match • Circle the correct number • Sequence counting 1 to 20 • Count & write (1 to 20) • Missing numbers • What comes after? • What comes between • Dictation (1 to 20) 	1. Recognition of numbers 2. To develop their logical & analytical thinking	1. Use of Flashcards, picture pasting, modules on Educomp SMART Board, A/V etc. 2. Work related to the concepts will be done in notebook & work sheets
FEBRUARY & MARCH	Recapitulation of the whole syllabus		

EVS	
MONTH	TOPIC
APRIL & MAY	Body Parts MYSELF My Family Summer Season
JULY	Food Fruits

	Vegetables
AUGUST	Wild Animals Water Animals Rainy Season
SEPTEMBER	Farm Animals
OCTOBER	Birds
NOVEMBER	Helpers
DECEMBER	Winter Season Insects
JANUARY	Transport Different types of Rooms
FEBRUARY & MARCH	Recapitulation of the whole syllabus

G.K.	
MONTH	TOPIC
APRIL & MAY	Festivals of the Month
JULY	Our Country and Festivals of the Month
AUGUST	Festivals of the Month
SEPTEMBER	Festivals of the Month
OCTOBER	Festivals of the Month

NOVEMBER	Festivals of the Month
DECEMBER	Festivals of the Month
JANUARY & FEBRUARY	Festivals of the Month Days of the Week
MARCH	Recapitulation of the whole syllabus

STORIES

APRIL, MAY & JULY	राम न मगो पालो
AUGUST	Pigeon and the Ant
SEPTEMBER	The greedy dog
OCTOBER	दशहरा
NOVEMBER	Clever Mouse
DECEMBER	खरगोश आर कछुआ
JANUARY	रगा सियार
FEBRUARY	Recapitulation of the whole syllabus
MARCH	Recapitulation of the whole syllabus