

Name : _____

Roll No. _____



ST. FROEBEL SENIOR SECONDARY SCHOOL

A-3 BLOCK, PASCHIM VIHAR, NEW DELHI-110063

Holidays Homework: 2018-19

CLASS – III

Dear Parents

1. Help your ward to improve his/her handwriting.
2. Give your ward practice of reading daily without any fail.
3. Grades will be given for holidays home work. Child's creativity and involvement will be appreciated.
4. Use pastel sheets & poster colours to make beautiful charts.
5. Models should be made on thick hard cardboard sheets.
6. Market made models and charts will not be assessed and displayed in the Project Exhibition.
7. Write your ward's name, class, section & roll no. on charts, models, flash cards properly and submit it according to the dates given below:

English and Computer	-	9 th July, 2018 (Monday)
Hindi	-	10 th July, 2018 (Tuesday)
Maths	-	11 th July, 2018 (Wednesday)
Science and S.St.	-	12 th July, 2018 (Thursday)
E.E, G.K and Art and Craft	-	13 th July, 2018 (Friday)

ENGLISH


- 1) Learn a poem for English Poem Recitation Competition to be held on **9.07.2018 (Monday)**.
- 2) Topic :- **Nature/Trees/Environment**

Please note the following details in this regard:

- i) Participation of all the students is compulsory.
- ii) Time Limit – 1-2 minutes
- iii) Judgement Criteria – Each criteria consists of 5 marks.
 - **Self- Introduction**
 - **Expression**
 - **Voice Modulation**
 - **Confidence**
 - **Prop**

Creative Corner

1. Prepare hangings on Nouns. Choose a thing, place, animal etc. You may draw or paste picture and state its kind as shown in the picture below. (Roll no. 1 to 7)



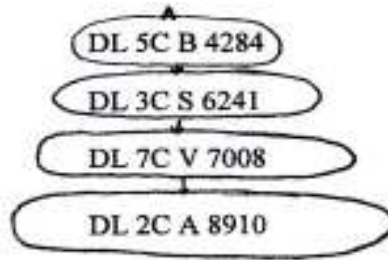
2. Write any one poem written by Ruskin Bond on A-3 sheet and decorate it beautifully. On a different sheet, write the rhyming words from the poem. Keep them in a handmade sheet folder. (Roll no. 8 to 13)

MATHEMATICS

1. Revise all the work done in class.
2. Learn tables 2 to 12.

Creative Corner

1. Make a model of wall clock and represent the numbers in Roman numerals (I-XII). (Roll no. 14 to 19)
2. Write any 5 vehicle numbers and arrange them in ascending order using the last four digits only. Use innovative ideas to depict them in a model.
Hint- DL 5C B 4284 [Depict the complete number on the model] (Roll no. 20 to 25)



SCIENCE

1. Revise all the work done in class.

Creative Corner

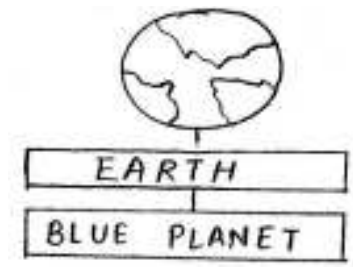
- 1) Use your imagination to represent either an egg laying or young ones producing animals in the form of a chart/model. (Roll no. 1 to 6)
- 2) i) Prepare three small sized boxes ex : shoe boxes, and decorate & label them as herbs, shrubs and trees.
ii) Prepare 4 placards based on each herbs, shrubs and trees (size according to boxes) (Roll no. 7 to 12)

SOCIAL STUDIES

Creative Corner

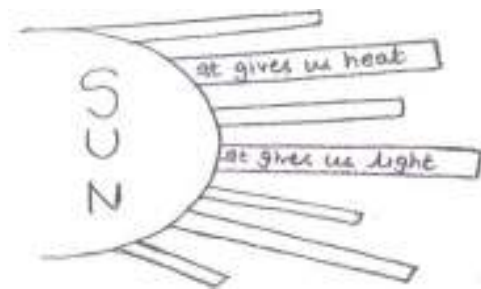
1. Prepare a wall hanging showing a planet with its real and nick name.

(Roll no. 14 to 19)



2. Make a beautiful cut-out of sun and write few lines about its importance.

(Roll no. 20 to 25)



G.K.

1. Learn the work done in the G.K. Book.
2. Do page 5 and 10 in book.

ENVIRONMENTAL EDUCATION

Creative Corner

1. Prepare two face masks of the Herbivore, Carnivore or Omnivore. Choose any one of the following categories: (Roll no. 26 to 30)
 - a) Herbivore, Carnivore
 - b) Carnivore, Omnivore
 - c) Herbivore, Omnivore
 - d) Omnivore, Carnivore
2. Prepare a Utility Box with a lid using waste material. (Roll no. 31 to 40)

COMPUTER

- 1) Prepare a colourful collage on the topic – “**Parts of Computer**” and also name them. (Use an A3 size sheet)
- 2) Revise Ch-1.

ART & CRAFT

- 1) Do Pages – 5, 9, 27, 28, 34 and 40.
- 2) Make a 3D doll with straws. (Roll no. 1 to 20)
Make two tweeties with disposable thermocol glasses. (Roll no. 21 to 40)

हिंदी

- 1) 'उमंग सुलेख माला' में पृष्ठ 1 से 12 तक करिए।
- 2) पाठ-3 साहसी स्वाति याद करिए।
- 3) पाठ-5 सच्ची मित्रता लय-ताल वाचन के साथ याद करिए।
- 4) 'संज्ञा' पर एक hanging बनाएँ

प्राणी

वस्तु

स्थान

रोल नं०

26 से 30 तक

31 से 35 तक

36 से 40 तक



- 5) मात्राओं को चित्र सहित A-3 sheet पर दिखाएँ।

उदाहरण



(अन्य शब्दों का प्रयोग करें)